

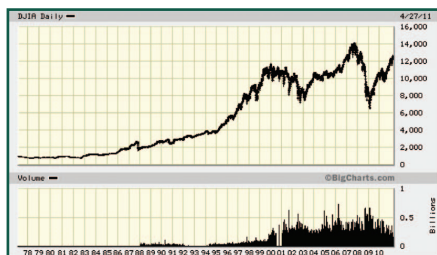
Leyland Lines is our monthly newsletter providing investors with our insights on the overall market, individual companies and other relevant issues. All the information contained in this newsletter is for general reading only and should not be taken as a personal recommendation. Companies and ideas discussed in this newsletter are not necessarily buy or sell recommendations. We don't know when the opportunity to purchase or sell at favourable prices may occur, but when it does we act decisively. For that reason we encourage clients to allow us discretion using our Individually Managed Account service.



Welcome to the April 2011 edition of Leyland Lines.

There appears to be a significant disconnect between various global prices. The value of the \$US has fallen dramatically, and the price of gold has risen inexorably; this would usually indicate a significant amount of fear in the market place, however the leading US market indicators are near their all time highs:

DJIA Daily since 1978



Source: Bigcharts.com

Contents

<i>Webjet Limited (WEB)</i>	3-4
<i>Tower TWR</i>	5-6
<i>Warren Buffett Letter to Berkshire Hathaway stockholders 1979</i>	7-18

Leyland Lines

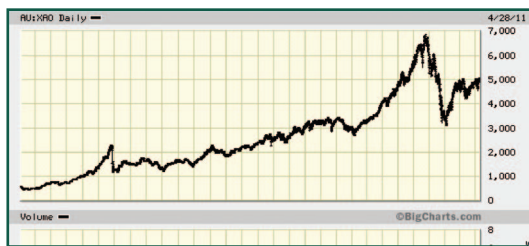
Gold daily since 2000



Source: Kitco.com

The \$A has been performing extremely well, and justifiably so given our relatively strong economy and high interest rates, yet the Australian market still sits 30-35% below its high, and is still at levels it was at 6 years ago. It should also be noted that much of the recent rise has been as a result of higher commodity prices.

Australian market since 1983



Source: Bigcharts.com

These anomalies further highlight that we believe the value in the Australian share market at the moment lies in the good quality industrial companies. Resources may continue to run if commodity prices keep rising, but this is impossible to predict and we prefer to focus on businesses with more predictable earnings.

In recent editions of Leyland Lines we have mentioned companies such as Fairfax, Telstra, QBE, Challenger Financial etc. all of which are good companies currently out of favour.

In this edition of Leyland Lines we take another look at Webjet which is still performing very strongly notwithstanding the potential of competition. Many investors are beginning to realize that an internet brand name is becoming just as valuable as a non-internet brand, and the advantage of having the brand should not be discounted by the market.

We also look at Tower New Zealand in light of its sister company (Tower Australia) recently being taken over.

In this edition of Leyland Lines we bring Warren Buffett's letter to shareholders in 1979. The key to understanding Warren is not necessarily the mathematics behind his decisions, but the investing temperament which can be learned by studying this master of investing. Bad temperament brings investors undone far more often than poor mathematical skills.

NO TIME TO RUN YOUR SELF MANAGED SUPER FUND?

Leave the worry to us: Leyland Individually Managed Accounts

One of the biggest challenges for those people with Self-Managed Super Funds (SMSF) is finding the time to manage investments wisely to gain the best possible return on those investments.

Most investors want to maintain overall control, but recognise that their time and market knowledge sometimes limits their investment returns.

Please contact Leyland Private Asset Management if you would like to talk further about us managing your super fund equity investments.

Leyland Lines

Webjet Limited (WEB)



Price: \$2.06

Market Cap: \$160 million

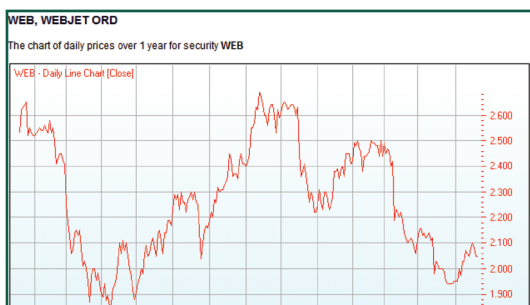
Although the share price is at a similar level to when we last wrote about Webjet (June of last year), a lot has happened since then.

Webjet saw their share price reach as high as \$2.71 in October 2010. Having since fallen back, it is worth considering the factors that have influenced the company's share price rise and fall.

Late last year, the founding MD David Clarke announced his retirement and has since moved to become Non-Executive Chairman, his replacement, John Guscic has been at Webjet since 2003. As such Mr Guscic has significant insight into the business, we expect a seamless transition.

On the technological front, Webjet has released an iPhone application so that clients can now search for flights directly (and easily) using just their smart phone.

On top of the ongoing initiatives to drive business growth via expansion and improving the offering, Webjet's management are seeking to add value for their ongoing investors by beginning a share buyback. In January, the company announced that they intend to buy-back 5% of issued capital. To us, this move is a significant positive. The move suggests that management will not make a silly (i.e. expensive) acquisitions, but instead will utilise its cash holdings (still at \$40m) to buy a business it knows well - its own. This move should be EPS accretive.



So why the big share price drop since October? To put simply, the market was expecting a lot more for its H1 2011 results. If we exclude the \$250k one off due diligence costs (investigating the prospects of a potential acquisition), Webjet announced a half year profit of \$5.2m, exactly the same as H1 2010. On the face of it, this would point out that Webjet may have lost its earnings growth. But if one were to take a deeper look into its 2011 H1 financials, one would notice its revenues increased 14.5% to \$19.7m. At the same time its operating expenses went up 70% to \$4.8m. Here a simple explanation can be found. Although Webjet's Total Transaction Turnover (i.e. value of the airline tickets sold) went up 15% to \$285m, hence 15% increase in revenue, the actual value of each ticket sold went down significantly. So in theory Webjet sold significantly more airline tickets compared to H1 2010. The downside to selling more tickets is the variable costs go up slightly. In a normal environment if airline ticket prices were at least constant, or worst case slightly cheaper, this would not matter as the increased revenue would more than offset the increase in variable costs. But due to heavy competition from airlines in H1 2011, ticket prices went crashing down, at times by 50% or more. This is obviously not sustainable for the airlines, and we expect tickets will eventually reprice in line with airline costs (in particular fuel).

Furthermore, in January, Webjet announced various offshore expansion initiatives. They announced:

- a 50% J/V with World Aviation Services Limited Malta to facilitate the entry into certain emerging European markets.
- Webjet Singapore, in partnership with Westminster Travel, announced that they will and have since gone live in Singapore in February.
- Webjet is now live in Canada.

Leyland Lines

Webjet Limited (WEB) cont'd

- Webjet announced that they have entered a supply arrangement with Hotel Group, which will effectively provide a supply of over 100,000 hotels worldwide.
- Webjet has also announced that they are extending their outsourcing contract to IGT into Manila, to provide cheaper transaction costs.

We expect that the combination of the above mentioned initiatives, combined with Webjets existing \$40m mini war chest, should eventually propel its earnings higher and along with it, its share price.

MARKET UPDATE

Leyland
Private Asset Management



ARE YOU EFFECTIVELY MANAGING YOUR SHARE PORTFOLIO?

IS IT TIME TO CONSIDER AN INDIVIDUALLY MANAGED ACCOUNT?

In a busy and time poor world it's difficult to properly monitor your investments. **Leyland Private Asset Management** has its complete focus on managing and making the investment decisions for share portfolios on behalf of **Australian and International clients**.

The senior management have proven track records over many years managing and advising private portfolios.

Individually managed accounts are a logical and efficient way to properly utilise the benefits of direct share ownership such as franking credits and capital gains tax management for Australian and International investors and self managed super funds.

Individually Managed Accounts provide the following benefits:

- Direct Share Ownership
- Day-to-Day Portfolio Management
- No Hidden Fees
- Detailed Performance Reporting
- Tax Benefits
- No Entry or Exit Fees

If you understand that direct share ownership is a key to wealth, for an obligation free discussion please contact Leyland Private Asset Management Pty Ltd AFS LICENCE NUMBER 223419

Level 8, 139 Macquarie Street, Sydney NSW 2000 Australia Ph: +612 8920 0777
Level 3, 20 Collins Street (GPO Box 2724) Melbourne VIC 3000 Ph: +613 9235 1222
Fax: +613 9235 1299 | Email: enquiries@leyland.com.au | www.leyland.com.au

Leyland Lines

Tower TWR

Price: \$1.35

In November 2008, Tower Ltd split its Australian business from its New Zealand business. As many readers (and our clients) will know, Leyland has been a fan of the Australian business for some time now. Having recognized that TAL (the Australian break off) was exceedingly cheap, Leyland began to buy stock.

In more recent times TAL had a capital raising (at \$1.87). Before our analysis was allowed to come to fruition naturally, Japanese firm – Dai-ichi decided to bid for the whole company at \$4.00. While some may suggest that we have been 'lucky' to have a bidder come in and buy the company, we tend to think that we bought a good company cheaply. Had it not been for Dai-ichi, it may have taken slightly longer for the market to recognize the value, but we always expected TAL to fulfill our expectations.

Having now realized a significant return on the Australian business, we've decided to consider the New Zealand business. Compounding the recent tragedy in Christchurch with the general weakness in insurers across the board, we now look back and consider the value of the TWR.

As has been the case for all insurance companies of late, Tower has seen their share price struggle amid a string of natural disasters, the magnitude and frequency of which is almost unheard of. To make matters worse, Towers significant investment in the Christchurch area means that the earthquake will have had a significant impact on Towers books – regardless of their considerable protection via reinsurance agreements.

Not surprisingly TWR have seen their share price drop from as high as \$1.58 earlier this year, to a recent low of \$1.24.



Tower Price Chart YTD



The impact of recent events have been so significant, that not only are Towers earnings lower, but the market has begun ascribing a significantly 'discounted' PE ratio. Essentially forcing the companies share price lower: Initially as a result of lower earnings, and then simply because the market "doesn't like the businesses anymore". While as value investors, we would certainly undersatend (and expect) a companies share price to fall in the face of lower earnings, we often find that at the point where the market begins 'over discounting' (ie. slashing the multiples it is willing to pay), opportunities tend to arise.

TWR \$1.35	2009	2010	2011	2012
PE (x)	6.5	9.6	7.8	6
Debt	19.8%	18.3%	17.2%	15.6%
EPS (c)	18.7	16.8	21.1	22.9
ROE	16.1%	12.3%	8.2%	11.8%

Although it appears that Tower has traded on low Price/Earnings ratios for some time, the truth is that its only in recent years that the market began to discount its multiples. Partly due to the fickle nature of the market, in part due to expected earnings, and partly because the market often discounts New Zealand shares. (All but earnings are an absurd reason for discounting a stock, yet many stocks continue to be cheap for such arbitrary reasons).

There is no doubt that Tower is a quality company which has withstood a number of recent (and difficult) circumstances. Nor is there much doubt that recent events will impact on near term earnings.

Leyland Lines

Tower cont'd

However, management have been able to grow Tower over the years, and appear more than capable of continuing to do so. In fact, most brokers have earnings forecasts back on track to pre 2010 levels by next year.

Attractive elements:

- **Low debt:**
as with any business, low debt levels are essential if a company is to survive a difficult period. At just 18% debt to equity, we have no concerns regarding Towers ability to service its debt
- **Low price to earnings ratio:**
having dropped into single digits last year, Tower actually has a historic average PE in the vicinity of 13 times earnings (close to broader market levels). A number of one offs have combined to turn market opinion away from TWR. Tower is currently being considered as if natural disasters of the magnitude we have seen this year, will become a common occurrence.
- **Share price depressed due to one offs**
Though lower earnings are a legitimate reason for reevaluating a business, it is foolish to use abnormal earnings as a benchmark for the future. As is often the case with high impact "one offs"; investors should be looking beyond 2011 when considering TWR.
- **The market is currently undervaluing the inherent worth of the business:**
Currently trading on a book value of just 1, there is significant scope for growth from Tower. Even accounting for recent events, Tower looks cheap

- **Likely increase in insurance coverage and premiums**

As is often the case after natural disasters, many individuals will insure where they may not have in the past. As well, history tends to show that premiums rise after big events. Being able to charge more, and having more customers tends to be a fairly strong positive for any business.

With the positives covered, a brief look at the possible negatives is worth considering as well.

Due to recent earthquakes, and the broader economic strength (or lack thereof), New Zealand is currently a difficult environment for businesses to function in. The country is certainly seen as a less attractive destination for capital than Australia, and the strengthening Aussie dollar dilutes Kiwi dollar earnings growth. As well, there is risk that Tower will face higher re-insurance costs as insurers look to recover some of their recent pay outs.

Outlook:

When all is said and done, it is hard to discount Tower on the basis that New Zealand is struggling economically.

Tower is a company with a vision, strong management, and scope for growth. We like TWR and would look to increase our exposure if prices remained at or around present levels (and volume became available).

Leyland Lines

Warren Buffett Letter to Berkshire Hathaway stockholders 1979

Again, we must lead off with a few words about accounting. Since our last annual report, the accounting profession has decided that equity securities owned by insurance companies must be carried on the balance sheet at market value. We previously have carried such equity securities at the lower of aggregate cost or aggregate market value. Because we have large unrealized gains in our insurance equity holdings, the result of this new policy is to increase substantially both the 1978 and 1979 yearend net worth, even after the appropriate liability is established for taxes on capital gains that would be payable should equities be sold at such market valuations.

As you know, Blue Chip Stamps, our 60% owned subsidiary, is fully consolidated in Berkshire Hathaway's financial statements. However, Blue Chip still is required to carry its equity investments at the lower of aggregate cost or aggregate market value, just as Berkshire Hathaway's insurance subsidiaries did prior to this year. Should the same equities be purchased at an identical price by an insurance subsidiary of Berkshire Hathaway and by Blue Chip Stamps, present accounting principles often would require that they end up carried on our consolidated balance sheet at two different values. (That should keep you on your toes.) Market values of Blue Chip Stamps' equity holdings are given in footnote 3 on page 18.

1979 Operating Results

We continue to feel that the ratio of operating earnings (before securities gains or losses) to shareholders' equity with all securities valued at cost is the most appropriate way to measure any single year's operating performance.

Measuring such results against shareholders' equity with securities valued at market could significantly distort the operating performance percentage because of wide year-to-year market value changes in the net worth figure that serves as the denominator. For example, a large decline in securities values could result in a very low "market value" net worth that, in turn, could cause mediocre operating earnings to look unrealistically good. Alternatively, the more successful that equity investments have been,

the larger the net worth base becomes and the poorer the operating performance figure appears. Therefore, we will continue to report operating performance measured against beginning net worth, with securities valued at cost.

On this basis, we had a reasonably good operating performance in 1979 - but not quite as good as that of 1978 - with operating earnings amounting to 18.6% of beginning net worth. Earnings per share, of course, increased somewhat (about 20%) but we regard this as an improper figure upon which to focus. We had substantially more capital to work with in 1979 than in 1978, and our performance in utilizing that capital fell short of the earlier year, even though per-share earnings rose.

"Earnings per share" will rise constantly on a dormant savings account or on a U.S. Savings Bond bearing a fixed rate of return simply because "earnings" (the stated interest rate) are continuously plowed back and added to the capital base. Thus, even a "stopped clock" can look like a growth stock if the dividend payout ratio is low.

The primary test of managerial economic performance is the achievement of a high earnings rate on equity capital employed (without undue leverage, accounting gimmickry, etc.) and not the achievement of consistent gains in earnings per share. In our view, many businesses would be better understood by their shareholder owners, as well as the general public, if managements and financial analysts modified the primary emphasis they place upon earnings per share, and upon yearly changes in that figure.

Long Term Results

In measuring long term economic performance - in contrast to yearly performance - we believe it is appropriate to recognize fully any realized capital gains or losses as well as extraordinary items, and also to utilize financial statements presenting equity securities at market value. Such capital gains or losses, either realized or unrealized, are fully as important to shareholders over a period of years as earnings realized in a more routine manner through operations; it is just that their impact is often extremely capricious

Leyland Lines

Warren Buffett Letter to Berkshire Hathaway stockholders 1979

cont'd

in the short run, a characteristic that makes them inappropriate as an indicator of single year managerial performance.

The book value per share of Berkshire Hathaway on September 30, 1964 (the fiscal yearend prior to the time that your present management assumed responsibility) was \$19.46 per share. At yearend 1979, book value with equity holdings carried at market value was \$335.85 per share. The gain in book value comes to 20.5% compounded annually. This figure, of course, is far higher than any average of our yearly operating earnings calculations, and reflects the importance of capital appreciation of insurance equity investments in determining the overall results for our shareholders. It probably also is fair to say that the quoted book value in 1964 somewhat overstated the intrinsic value of the enterprise, since the assets owned at that time on either a going concern basis or a liquidating value basis were not worth 100 cents on the dollar. (The liabilities were solid, however.)

We have achieved this result while utilizing a low amount of leverage (both financial leverage measured by debt to equity, and operating leverage measured by premium volume to capital funds of our insurance business), and also without significant issuance or repurchase of shares. Basically, we have worked with the capital with which we started. From our textile base we, or our Blue Chip and Wesco subsidiaries, have acquired total ownership of thirteen businesses through negotiated purchases from private owners for cash, and have started six others. (It's worth a mention that those who have sold to us have, almost without exception, treated us with exceptional honor and fairness, both at the time of sale and subsequently.)

But before we drown in a sea of self-congratulation, a further - and crucial - observation must be made. A few years ago, a business whose per-share net worth compounded at 20% annually would have guaranteed its owners a highly successful real investment return. Now such an outcome seems less certain. For the inflation rate, coupled

with individual tax rates, will be the ultimate determinant as to whether our internal operating performance produces successful investment results - i.e., a reasonable gain in purchasing power from funds committed - for you as shareholders.

Just as the original 3% savings bond, a 5% passbook savings account or an 8% U.S. Treasury Note have, in turn, been transformed by inflation into financial instruments that chew up, rather than enhance, purchasing power over their investment lives, a business earning 20% on capital can produce a negative real return for its owners under inflationary conditions not much more severe than presently prevail.

If we should continue to achieve a 20% compounded gain - not an easy or certain result by any means - and this gain is translated into a corresponding increase in the market value of Berkshire Hathaway stock as it has been over the last fifteen years, your after-tax purchasing power gain is likely to be very close to zero at a 14% inflation rate. Most of the remaining six percentage points will go for income tax any time you wish to convert your twenty percentage points of nominal annual gain into cash.

That combination - the inflation rate plus the percentage of capital that must be paid by the owner to transfer into his own pocket the annual earnings achieved by the business (i.e., ordinary income tax on dividends and capital gains tax on retained earnings) - can be thought of as an "investor's misery index." When this index exceeds the rate of return earned on equity by the business, the investor's purchasing power (real capital) shrinks even though he consumes nothing at all. We have no corporate solution to this problem; high inflation rates will not help us earn higher rates of return on equity.

One friendly but sharp-eyed commentator on Berkshire has pointed out that our book value at the end of 1964 would have bought about one-half ounce of gold and, fifteen years later, after we have plowed back all earnings along with much blood, sweat and tears, the book value produced will buy about the same half ounce. A

Leyland Lines

Warren Buffett Letter to Berkshire Hathaway stockholders 1979

cont'd

similar comparison could be drawn with Middle Eastern oil. The rub has been that government has been exceptionally able in printing money and creating promises, but is unable to print gold or create oil.

We intend to continue to do as well as we can in managing the internal affairs of the business. But you should understand that external conditions affecting the stability of currency may very well be the most important factor in determining whether there are any real rewards from your investment in Berkshire Hathaway.

Sources of Earnings

We again present a table showing the sources of Berkshire's earnings. As explained last year, Berkshire owns about 60% of Blue Chip Stamps which, in turn, owns 80% of Wesco Financial Corporation. The table shows both aggregate earnings of the various business entities, as well as Berkshire's share. All of the significant capital gains or losses attributable to any of the business entities are aggregated in the realized securities gain figure at the bottom of the table, and are not included in operating earnings.

Net Earnings

	Earnings Before Income Taxes				Net Earnings After Tax	
	Total		Berkshire Share		Berkshire Share	
(in thousands of dollars)	1979	1978	1979	1978	1979	1978
Total - all entities	\$68,632.00	\$66,180	\$56,427	\$54,350	\$42,817	\$39,242
Earnings from Operations:						
Insurance Group:	\$	\$	\$	\$	\$	\$
Underwriting	3,742	3,001	3,741	3,000	2,214	1,560
Net Investment Income	24,224	19,705	24,216	19,691	20,106	16,400
Berkshire-Waumbec textiles	1,723	2,916	1,723	2,916	848	1,342
Associated Retail Stores, Inc.	2,775	2,757	2,775	2,757	1,280	1,176
See's Candies	12,785	12,482	7,598	7,013	3,448	3,049
Buffalo Evening News	-4,617	-2,913	-2,744	-1,637	-1,333	-738
Blue Chip Stamps - Parent	2,397	2,133	1,425	1,198	1,624	1,382
Illinois National Bank and Trust Company	5,747	4,822	5,614	4,710	5,027	4,262
Wesco Financial Corporation - Parent	2,413	1,771	1,098	777	937	665
Mutual Savings and Loan Association	10,447	10,556	4,751	4,638	3,261	3,042
Precision Steel	3,254	--	1,480	--	723	--
Interest on Debt	-8,248	-5,566	-5,860	-4,546	-2,900	-2,349
Other	1,342	720	996	438	753	261
Total Earnings from Operations	\$57,984	\$52,384	\$46,813	\$40,955	\$35,988	\$30,052
Realized Securities Gain	10,648	13,796	9,614	13,395	6,829	9,190
Total Earnings	\$68,632	\$66,180	\$56,427	\$54,350	\$42,817	\$39,242

Leyland Lines

Warren Buffett Letter to Berkshire Hathaway stockholders 1979

cont'd

Blue Chip and Wesco are public companies with reporting requirements of their own. On pages 37-43 of this report, we have reproduced the narrative reports of the principal executives of both companies, in which they describe 1979 operations. Some of the numbers they mention in their reports are not precisely identical to those in the above table because of accounting and tax complexities. (The Yanomamo Indians employ only three numbers: one, two, and more than two. Maybe their time will come.) However, the commentary in those reports should be helpful to you in understanding the underlying economic characteristics and future prospects of the important businesses that they manage.

A copy of the full annual report of either company will be mailed to any shareholder of Berkshire upon request to Mr. Robert H. Bird for Blue Chip Stamps, 5801 South Eastern Avenue, Los Angeles, California 90040, or to Mrs. Bette Deckard for Wesco Financial Corporation, 315 East Colorado Boulevard, Pasadena, California 91109.

Textiles and Retailing

The relative significance of these two areas has diminished somewhat over the years as our insurance business has grown dramatically in size and earnings. Ben Rosner, at Associated Retail Stores, continues to pull rabbits out of the hat - big rabbits from a small hat. Year after year, he produces very large earnings relative to capital employed - realized in cash and not in increased receivables and inventories as in many other retail businesses - in a segment of the market with little growth and unexciting demographics. Ben is now 76 and, like our other "up-and-comers"; Gene Abegg, 82, at Illinois National and Louis Vincenti, 74, at Wesco, regularly achieves more each year.

Our textile business also continues to produce some cash, but at a low rate compared to capital employed. This is not a reflection on the managers, but rather on the industry in which

they operate. In some businesses - a network TV station, for example - it is virtually impossible to avoid earning extraordinary returns on tangible capital employed in the business. And assets in such businesses sell at equally extraordinary prices, one thousand cents or more on the dollar, a valuation reflecting the splendid, almost unavoidable, economic results obtainable. Despite a fancy price tag, the "easy" business may be the better route to go.

We can speak from experience, having tried the other route. Your Chairman made the decision a few years ago to purchase Waumbec Mills in Manchester, New Hampshire, thereby expanding our textile commitment. By any statistical test, the purchase price was an extraordinary bargain; we bought well below the working

capital of the business and, in effect, got very substantial amounts of machinery and real estate for less than nothing. But the purchase was a mistake. While we labored mightily, new problems arose as fast as old problems were tamed.

Both our operating and investment experience cause us to conclude that "turnarounds" seldom turn, and that the same energies and talent are much better employed in a good business purchased at a fair price than in a poor business purchased at a bargain price. Although a mistake, the Waumbec acquisition has not been a disaster. Certain portions of the operation are proving to be valuable additions to our decorator line (our strongest franchise) at New Bedford, and it's possible that we may be able to run profitably on a considerably reduced scale at Manchester. However, our original rationale did not prove out.

Insurance Underwriting

We predicted last year that the combined underwriting ratio (see definition on page 36) for the insurance industry would "move up at least a few points, perhaps enough to throw the industry as a whole into an underwriting loss

Leyland Lines

Warren Buffett Letter to Berkshire Hathaway stockholders 1979

cont'd

position."That is just about the way it worked out. The industry underwriting ratio rose in 1979 over three points, from roughly 97.4% to 100.7%. We also said that we thought our underwriting performance relative to the industry would improve somewhat in 1979 and, again, things worked out as expected. Our own underwriting ratio actually decreased from 98.2% to 97.1%. Our forecast for 1980 is similar in one respect; again we feel that the industry's performance will worsen by at least another few points. However, this year we have no reason to think that our performance relative to the industry will further improve. (Don't worry - we won't hold back to try to validate that forecast.)

Really extraordinary results were turned in by the portion of National Indemnity Company's insurance operation run by Phil Liesche. Aided by Roland Miller in Underwriting and Bill Lyons in Claims, this section of the business produced an underwriting profit of \$8.4 million on about \$82 million of earned premiums. Only a very few companies in the entire industry produced a result comparable to this.

You will notice that earned premiums in this segment were down somewhat from those of 1978. We hear a great many insurance managers talk about being willing to reduce volume in order to underwrite profitably, but we find that very few actually do so. Phil Liesche is an exception: if business makes sense, he writes it; if it doesn't, he rejects it. It is our policy not to lay off people because of the large fluctuations in work load produced by such voluntary volume changes. We would rather have some slack in the organization from time to time than keep everyone terribly busy writing business on which we are going to lose money. Jack Ringwalt, the founder of National Indemnity Company, instilled this underwriting discipline at the inception of the company, and Phil Liesche never has wavered in maintaining it. We believe such strong-mindedness is as rare as it is sound - and

Ben's Mr. Market allegory may seem out-of-date in today's investment world, in which most professionals and academicians talk of efficient markets, dynamic hedging and betas. Their interest in such matters is understandable, since techniques shrouded in mystery clearly have value to the purveyor of investment advice. After all, what witch doctor has ever achieved fame and fortune by simply advising 'Take two aspirins'?

Warren E. Buffett

absolutely essential to the running of a first-class casualty insurance operation.

John Seward continues to make solid progress at Home and Automobile Insurance Company, in large part by significantly expanding the marketing scope of that company in general liability lines. These lines can be dynamite, but the record to date is excellent and, in John McGowan and Paul Springman, we have two cautious liability managers extending our capabilities.

Our reinsurance division, led by George Young, continues to give us reasonably satisfactory overall results after allowing for investment income, but underwriting performance remains unsatisfactory. We think the reinsurance business is a very tough business that is likely to get much tougher. In fact, the influx of capital into

Leyland Lines

Warren Buffett Letter to Berkshire Hathaway stockholders 1979

cont'd

the business and the resulting softer price levels for continually increasing exposures may well produce disastrous results for many entrants (of which they may be blissfully unaware until they are in over their heads; much reinsurance business involves an exceptionally "long tail," a characteristic that allows catastrophic current loss experience to fester undetected for many years). It will be hard for us to be a whole lot smarter than the crowd and thus our reinsurance activity may decline substantially during the projected prolonged period of extraordinary competition.

The Homestate operation was disappointing in 1979. Excellent results again were turned in by George Billings at Texas United Insurance Company, winner of the annual award for the low loss ratio among Homestate companies, and Floyd Taylor at Kansas Fire and Casualty Company. But several of the other operations, particularly Cornhusker Casualty Company, our first and largest Homestate operation and historically a winner, had poor underwriting results which were accentuated by data processing, administrative and personnel problems. We have made some major mistakes in reorganizing our data processing activities, and those mistakes will not be cured immediately or without cost. However, John Ringwalt has thrown himself into the task of getting things straightened out and we have confidence that he, aided by several strong people who recently have been brought aboard, will succeed.

Our performance in Worker's Compensation was far, far better than we had any right to expect at the beginning of 1979. We had a very favorable climate in California for the achievement of good results but, beyond this, Milt Thornton at Cypress Insurance Company and Frank DeNardo at National Indemnity's California

Worker's Compensation operation both performed in a simply outstanding manner.

We have admitted - and with good reason - some mistakes on the acquisition front, but the Cypress purchase has turned out to be an absolute gem. Milt Thornton, like Phil Liesche, follows the policy of sticking with business that he understands and wants, without giving consideration to the impact on volume. As a result, he has an outstanding book of business and an exceptionally well functioning group of employees. Frank DeNardo has straightened out the mess he inherited in Los Angeles in a manner far beyond our expectations, producing savings measured in seven figures. He now can begin to build on a sound base.

At yearend we entered the specialized area of surety reinsurance under the management of Chet Noble. At least initially, this operation will be relatively small since our policy will be to seek client companies who appreciate the need for a long term "partnership" relationship with their reinsurers. We are pleased by the quality of the insurers we have attracted, and hope to add several more of the best primary writers as our financial strength and stability become better known in the surety field.

The conventional wisdom is that insurance underwriting overall will be poor in 1980, but that rates will start to firm in a year or so, leading to a turn in the cycle some time in 1981. We disagree with this view. Present interest rates encourage the obtaining of business at underwriting loss levels formerly regarded as totally unacceptable. Managers decry the folly of underwriting at a loss to obtain investment income, but we believe that many will. Thus we expect that competition will create a new threshold of tolerance for underwriting losses, and that combined ratios will average higher in the future than in the past.

To some extent, the day of reckoning has been postponed because of marked reduction in the frequency of auto accidents - probably brought on in major part by changes in driving habits induced by higher gas prices. In our opinion, if the habits

Leyland Lines

Warren Buffett Letter to Berkshire Hathaway stockholders 1979

cont'd

hadn't changed, auto insurance rates would have been very little higher and underwriting results would have been much worse. This dosage of serendipity won't last indefinitely.

Our forecast is for an average combined ratio for the industry in the 105 area over the next five years. While we have a high degree of confidence that certain of our operations will do considerably better than average, it will be a challenge to us to operate below the industry figure. You can get a lot of surprises in insurance.

Nevertheless, we believe that insurance can be a very good business. It tends to magnify, to an unusual degree, human managerial talent - or the lack of it. We have a number of managers whose talent is both proven and growing. (And, in addition, we have a very large indirect interest in two truly outstanding management groups through our investments in SAFECO and GEICO.) Thus we expect to do well in insurance over a period of years. However, the business has the

potential for really terrible results in a single specific year. If accident frequency should turn around quickly in the auto field, we, along with others, are likely to experience such a year.

Insurance Investments

In recent years we have written at length in this section about our insurance equity investments. In 1979 they continued to perform well, largely because the underlying companies in which we have invested, in practically all cases, turned in outstanding performances. Retained earnings applicable to our insurance equity investments, not reported in our financial statements, continue to mount annually and, in aggregate, now come to a very substantial number. We have faith that the managements of these companies will utilize those retained earnings effectively and will translate a dollar retained by them into a dollar or more of subsequent market value for us. In part, our unrealized gains reflect this process.

Below we show the equity investments which had a yearend market value of over \$5 million:

No. of Shares	Company	Cost	Market
		\$ (000s omitted)	
289,700	Affiliated Publications, Inc.	2,821	8,800
112,545	Amerada Hess	2,861	5,487
246,450	American Broadcasting Companies, Inc.	6,082	9,673
5,730,114	GEICO Corp. (Common Stock)	28,288	68,045
328,700	General Foods, Inc.	11,437	11,053
1,007,500	Handy & Harman	21,825	38,537
711,180	Interpublic Group of Companies, Inc.	4,531	23,736
1,211,834	Kaiser Aluminum & Chemical Corp.	20,629	23,328
282,500	Media General, Inc.	4,545	7,345
391,400	Ogilvy & Mather International	3,709	7,828
953,750	SAFECO Corporation	23,867	35,527
1,868,000	The Washington Post Company	10,628	39,241
771,900	F. W. Woolworth Company	15,515	19,394
	Total	156,738	297,994
	All Other Holdings	28,675	38,686
	Total Equities \$	185,413	336,680

Leyland Lines

Warren Buffett Letter to Berkshire Hathaway stockholders 1979

cont'd

We currently believe that equity markets in 1980 are likely to evolve in a manner that will result in an underperformance by our portfolio for the first time in recent years. We very much like the companies in which we have major investments, and plan no changes to try to attune ourselves to the markets of a specific year.

Since we have covered our philosophy regarding equities extensively in recent annual reports, a more extended discussion of bond investments may be appropriate for this one, particularly in light of what has happened since yearend. An extraordinary amount of money has been lost by the insurance industry in the bond area - notwithstanding the accounting convention that allows insurance companies to carry their bond investments at amortized cost, regardless of impaired market value. Actually, that very accounting convention may have contributed in a major way to the losses; had management been forced to recognize market values, its attention might have been focused much earlier on the dangers of a very long-term bond contract.

Ironically, many insurance companies have decided that a one-year auto policy is inappropriate during a time of inflation, and six-month policies have been brought in as replacements. "How," say many of the insurance managers, "can we be expected to look forward twelve months and estimate such imponderables as hospital costs, auto parts prices, etc.?" But, having decided that one year is too long a period for which to set a fixed price for insurance in an inflationary world, they then have turned around, taken the proceeds from the sale of that six-month policy, and sold the money at a fixed price for thirty or forty years.

The very long-term bond contract has been the last major fixed price contract of extended duration still regularly initiated in an inflation-ridden world. The buyer of money to be used between 1980 and 2020 has been able to obtain a firm price now for each year of its use while

the buyer of auto insurance, medical services, newsprint, office space - or just about any other product or service - would be greeted with laughter if he were to request a firm price now to apply through 1985. For in virtually all other areas of commerce, parties to long-term contracts now either index prices in some manner, or insist on the right to review the situation every year or so.

A cultural lag has prevailed in the bond area. The buyers (borrowers) and middlemen (underwriters) of money hardly could be expected to raise the question of whether it all made sense, and the sellers (lenders) slept through an economic and contractual revolution.

For the last few years our insurance companies have not been a net purchaser of any straight long-term bonds (those without conversion rights or other attributes offering profit possibilities). There have been some purchases in the straight bond area, of course, but they have been offset by sales or maturities. Even prior to this period, we never would buy thirty or forty-year bonds; instead we tried to concentrate in the straight bond area on shorter issues with sinking funds and on issues that seemed relatively undervalued because of bond market inefficiencies.

However, the mild degree of caution that we exercised was an improper response to the world unfolding about us. You do not adequately protect yourself by being half awake while others are sleeping. It was a mistake to buy fifteen-year bonds, and yet we did; we made an even more serious mistake in not selling them (at losses, if necessary) when our present views began to crystallize. (Naturally, those views are much clearer and definite in retrospect; it would be fair for you to ask why we weren't writing about this subject last year.)

Of course, we must hold significant amounts of bonds or other fixed dollar obligations in conjunction with our insurance operations. In the last several years our net fixed dollar commitments have been limited to the purchase

Leyland Lines

Warren Buffett Letter to Berkshire Hathaway stockholders 1979

cont'd

of convertible bonds. We believe that the conversion options obtained, in effect, give that portion of the bond portfolio a far shorter average life than implied by the maturity terms of the issues (i.e., at an appropriate time of our choosing, we can terminate the bond contract by conversion into stock).

This bond policy has given us significantly lower unrealized losses than those experienced by the great majority of property and casualty insurance companies. We also have been helped by our strong preference for equities in recent years that has kept our overall bond segment relatively low. Nevertheless, we are taking our lumps in bonds and feel that, in a sense, our mistakes should be viewed less charitably than the mistakes of those who went about their business unmindful of the developing problems.

Harking back to our textile experience, we should have realized the futility of trying to be very clever (via sinking funds and other special type issues) in an area where the tide was running heavily against us.

We have severe doubts as to whether a very long-term fixed-interest bond, denominated in dollars, remains an appropriate business contract in a world where the value of dollars seems almost certain to shrink by the day. Those dollars, as well as paper creations of other governments, simply may have too many structural weaknesses to appropriately serve as a unit of long term commercial reference. If so, really long bonds may turn out to be obsolete instruments and insurers who have bought those maturities of 2010 or 2020 could have major and continuing problems on their hands. We, likewise, will be unhappy with our fifteen-year bonds and will annually pay a price in terms of earning power that reflects that mistake.

Some of our convertible bonds appear exceptionally attractive to us, and have the same sort of earnings retention factor (applicable to

The stock market is a no-called-strike game. You don't have to swing at everything--you can wait for your pitch. The problem when you're a money manager is that your fans keep yelling, 'Swing, you bum!'

Warren E. Buffett

the stock into which they may be converted) that prevails in our conventional equity portfolio. We expect to make money in these bonds (we already have, in a few cases) and have hopes that our profits in this area may offset losses in straight bonds.

And, of course, there is the possibility that our present analysis is much too negative. The chances for very low rates of inflation are not nil. Inflation is man-made; perhaps it can be mastered. The threat which alarms us may also alarm legislators and other powerful groups, prompting some appropriate response.

Furthermore, present interest rates incorporate much higher inflation projections than those of a year or two ago. Such rates may prove adequate or more than adequate to protect bond buyers. We even may miss large profits from a major rebound in bond prices. However, our unwillingness to fix a price now for a pound of See's candy or a yard of Berkshire cloth to be delivered in 2010 or 2020 makes us equally unwilling to buy bonds which set a price on money now for use in those years. Overall, we

Leyland Lines

Warren Buffett Letter to Berkshire Hathaway stockholders 1979

cont'd

opt for Polonius (slightly restated): "Neither a short-term borrower nor a long-term lender be."

Banking

This will be the last year that we can report on the Illinois National Bank and Trust Company as a subsidiary of Berkshire Hathaway. Therefore, it is particularly pleasant to report that, under Gene Abegg's and Pete Jeffrey's management, the bank broke all previous records and earned approximately 2.3% on average assets last year, a level again over three times that achieved by the average major bank, and more than double that of banks regarded as outstanding. The record is simply extraordinary, and the shareholders of Berkshire Hathaway owe a standing ovation to Gene Abegg for the performance this year and every year since our purchase in 1969.

As you know, the Bank Holding Company Act of 1969 requires that we divest the bank by December 31, 1980. For some years we have expected to comply by effecting a spin-off during 1980. However, the Federal Reserve Board has taken the firm position that if the bank is spun off, no officer or director of Berkshire Hathaway can be an officer or director of the spun-off bank or bank holding company, even in a case such as ours in which one individual would own over 40% of both companies.

Under these conditions, we are investigating the possible sale of between 80% and 100% of the stock of the bank. We will be most choosy about any purchaser, and our selection will not be based solely on price. The bank and its management have treated us exceptionally well and, if we have to sell, we want to be sure that they are treated equally as well. A spin-off still is a possibility if a fair price along with a proper purchaser cannot be obtained by early fall.

However, you should be aware that we do not expect to be able to fully, or even in very large part, replace the earning power represented by the bank from the proceeds of the sale of the bank. You simply can't buy high quality businesses at the sort of price/earnings multiple likely to prevail on our bank sale.

Financial Reporting

During 1979, NASDAQ trading was initiated in the stock of Berkshire Hathaway. This means that the stock now is quoted on the Over-the-Counter page of the Wall Street journal under "Additional OTC Quotes." Prior to such listing, the Wall Street journal and the Dow-Jones news ticker would not report our earnings, even though such earnings were one hundred or more times the level of some companies whose reports they regularly picked up.

Now, however, the Dow-Jones news ticker reports our quarterly earnings promptly after we release them and, in addition, both the ticker and the Wall Street journal report our annual earnings. This solves a dissemination problem that had bothered us.

In some ways, our shareholder group is a rather unusual one, and this affects our manner of reporting to you. For example, at the end of each year about 98% of the shares outstanding are held by people who also were shareholders at the beginning of the year. Therefore, in our annual report we build upon what we have told you in previous years instead of restating a lot of material. You get more useful information this way, and we don't get bored.

Furthermore, perhaps 90% of our shares are owned by investors for whom Berkshire is their largest security holding, very often far and away the largest. Many of these owners are willing to spend a significant amount of time with the annual report, and we attempt to provide them with the same information we would find useful if the roles were reversed.

In contrast, we include no narrative with our quarterly reports. Our owners and managers both have very long time-horizons in regard to this business, and it is difficult to say anything new or meaningful each quarter about events of long-term significance.

Leyland Lines

Warren Buffett Letter to Berkshire Hathaway stockholders 1979

cont'd

But when you do receive a communication from us, it will come from the fellow you are paying to run the business. Your Chairman has a firm belief that owners are entitled to hear directly from the CEO as to what is going on and how he evaluates

the business, currently and prospectively. You would demand that in a private company; you should expect no less in a public company. A once-a-year report of stewardship should not be turned over to a staff specialist or public relations consultant who is unlikely to be in a position to talk frankly on a manager-to-owner basis.

We feel that you, as owners, are entitled to the same sort of reporting by your manager as we feel is owed to us at Berkshire Hathaway by managers of our business units. Obviously, the degree of detail must be different, particularly where information would be useful to a business competitor or the like. But the general scope, balance, and level of candor should be similar. We don't expect a public relations document when our operating managers tell us what is going on, and we don't feel you should receive such a document.

In large part, companies obtain the shareholder constituency that they seek and deserve. If they focus their thinking and communications on short-term results or short-term stock market consequences they will, in large part, attract shareholders who focus on the same factors. And if they are cynical in their treatment of investors, eventually that cynicism is highly likely to be returned by the investment community.

Phil Fisher, a respected investor and author, once likened the policies of the corporation in attracting shareholders to those of a restaurant attracting potential customers. A restaurant could seek a given clientele - patrons of fast foods, elegant dining, Oriental food, etc. - and eventually obtain an appropriate group of devotees. If the job were expertly done, that clientele, pleased with the service, menu, and price level offered, would return consistently. But the restaurant

"A lot of great fortunes in the world have been made by owning a single wonderful business."

Warren Buffett

could not change its character constantly and end up with a happy and stable clientele. If the business vacillated between French cuisine and take-out chicken, the result would be a revolving door of confused and dissatisfied customers.

So it is with corporations and the shareholder constituency they seek. You can't be all things to all men, simultaneously seeking different owners whose primary interests run from high current yield to long-term capital growth to stock market pyrotechnics, etc.

The reasoning of managements that seek large trading activity in their shares puzzles us. In effect, such managements are saying that they want a good many of the existing clientele continually to desert them in favor of new ones - because you can't add lots of new owners (with new expectations) without losing lots of former owners.

We much prefer owners who like our service and menu and who return year after year. It would be hard to find a better group to sit in the Berkshire Hathaway shareholder "seats" than those already occupying them. So we hope to continue to have a very low turnover among our owners, reflecting a constituency that understands our operation, approves of our policies, and shares our expectations. And we hope to deliver on those expectations.

Leyland Lines

Warren Buffett Letter to Berkshire Hathaway stockholders 1979

cont'd

Prospects

Last year we said that we expected operating earnings in dollars to improve but return on equity to decrease. This turned out to be correct. Our forecast for 1980 is the same. If we are wrong, it will be on the downside. In other words, we are

virtually certain that our operating earnings expressed as a percentage of the new equity base of approximately \$236 million, valuing securities at cost, will decline from the 18.6% attained in 1979. There is also a fair chance that operating earnings in

aggregate dollars will fall short of 1979; the outcome depends partly upon the date of disposition of the bank, partly upon the degree of slippage in insurance underwriting profitability, and partly upon the severity of earnings problems in the savings and loan industry.

We continue to feel very good about our insurance equity investments. Over a period of years, we expect to develop very large and growing amounts of underlying earning power attributable to our fractional ownership of these companies. In most cases they are splendid businesses, splendidly managed, purchased at highly attractive prices.

Your company is run on the principle of centralization of financial decisions at the top (the very top, it might be added), and rather extreme delegation of operating authority to a number of key managers at the individual company or business unit level. We could just field a basketball team with our corporate headquarters group (which utilizes only about 1500 square feet of space).

This approach produces an occasional major mistake that might have been eliminated or minimized through closer operating controls. But it also eliminates large layers of costs and dramatically speeds decision-making. Because everyone has a great deal to do, a very great deal gets done. Most important of all, it enables us to attract and retain some extraordinarily talented individuals - people who simply can't be hired in the normal course of events - who find working for Berkshire to be almost identical to running their own show.

We have placed much trust in them - and their achievements have far exceeded that trust.

Warren E. Buffett, Chairman
March 3, 1980

This report is provided by Leyland Private Asset Management Pty Limited (ABN 75 081 890 799), which holds an Australian Financial Services Licence #223419. This is not an offer (or solicitation of an offer) to buy/sell the securities/instruments mentioned. Leyland Private Asset Management Pty Limited, its directors and/or employees may own securities/instruments in the companies mentioned in this report or may advise the issuers. The nature of investments necessarily involves the risk of loss. Leyland Private Asset Management Pty Limited is of the view that the information provided herein is accurate and complete, however, no warranty of accuracy, completeness or reliability is given, and no responsibility for loss or damage whatsoever or howsoever arising as a result of any representation, act or omission whether express or implied, is accepted by Leyland Private Asset Management Pty Limited, its directors or employees. Leyland Private Asset Management Pty Limited does not provide accountancy or tax advice and you should seek independent advice on these matters. Any advice is general advice only and does not take into account your personal financial position or objectives and therefore you should consider such advice accordingly. For additional information, research reports and important disclosures, contact us at info@lpam.com.au or see www.lpam.com.au.

If you no longer wish to receive Leyland Lines please email or call Leyland Private Asset Management.

18.